

## **Legislative Meeting via Teleconference on 7/16/20 at 7:00 p.m.**

### **How to Join the Council Meeting on Zoom**

The following information below will instruct you on joining a Zoom meeting:

#### **If joining from your laptop or desktop**

Please go to <https://zoom.us/> and use the following information below to join the meeting.

#### **If joining from your cell phone or iPad/Tablet**

First, download the Zoom app from the App Store for iPhones users and Google Play for Android users. Then click on the link in the email and you will be redirected.

**\*You can also [join a test meeting](#) to familiarize yourself with Zoom by clicking on the blue join a test meeting link in this sentence.**

**Topic: Legislative Meeting**

**Time: Jul 16, 2020 07:00 PM Eastern Time (US and Canada)**

**Join Zoom Meeting**

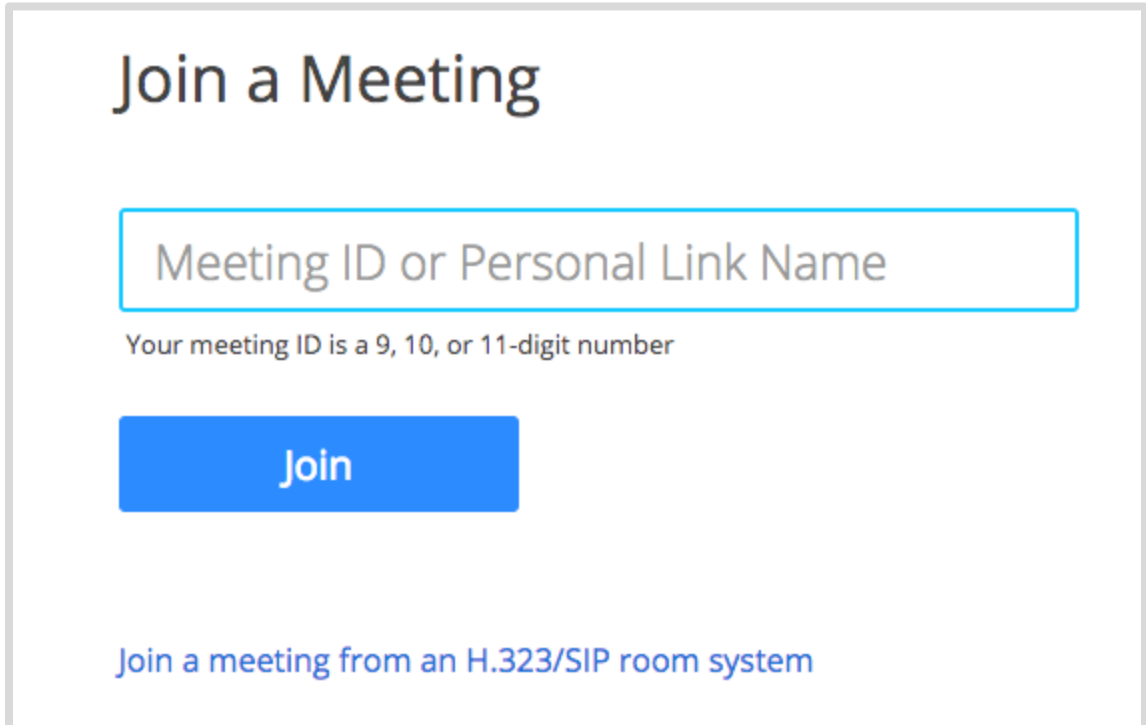
**<https://zoom.us/j/95734561683>**

**Meeting ID: 957 3456 1683**

## Web Browser

### Google Chrome

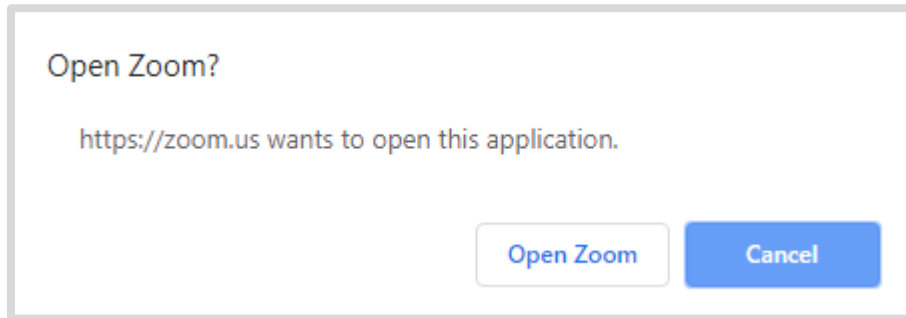
1. Open Chrome.
2. Go to [join.zoom.us](https://join.zoom.us).
3. Enter your [meeting ID](#) provided by the host/organizer.



The screenshot shows the Zoom 'Join a Meeting' interface. At the top, the text 'Join a Meeting' is displayed in a large, dark font. Below this is a text input field with a light blue border and the placeholder text 'Meeting ID or Personal Link Name'. Underneath the input field, a smaller line of text states 'Your meeting ID is a 9, 10, or 11-digit number'. A prominent blue button with the word 'Join' in white text is centered below the input field. At the bottom of the interface, there is a link that reads 'Join a meeting from an H.323/SIP room system' in a smaller, blue font.

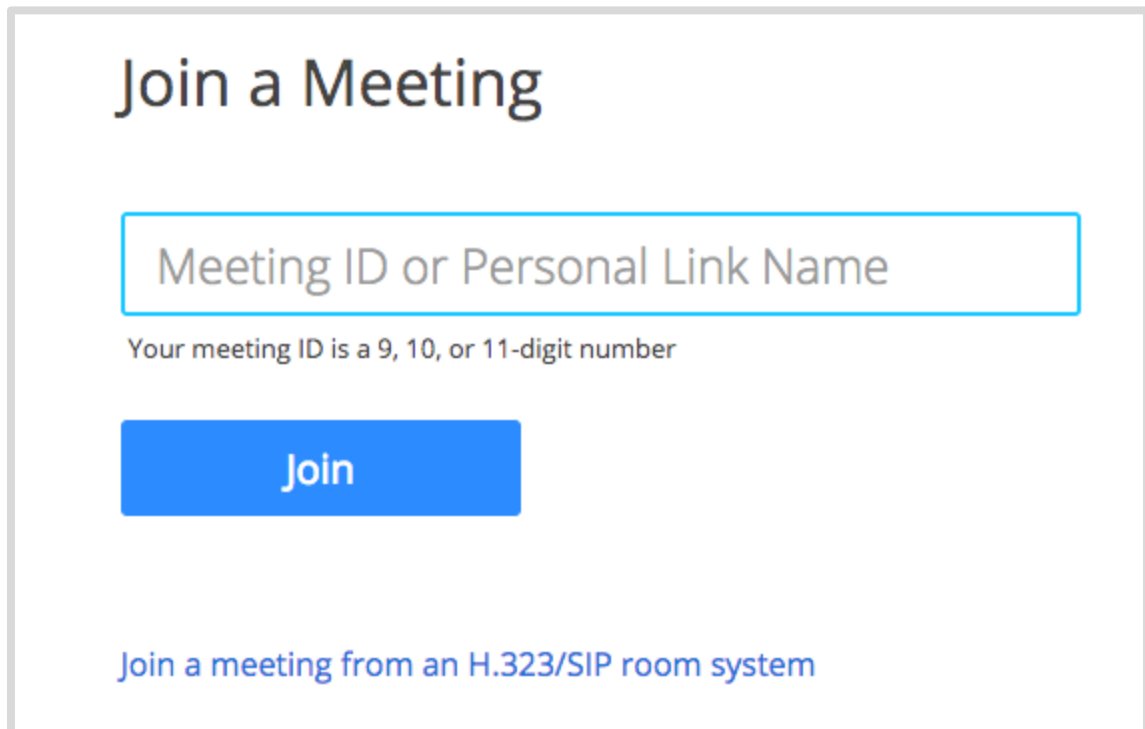
4. Click **Join**.
  - If this is your first time joining from Google Chrome, you will be asked to open the Zoom client to join the meeting.
  - You can check **Always open these types of links in the associated app** to skip this step in the future.

- Click **Open Zoom Meetings** (PC) or **Open zoom.us** (Mac).



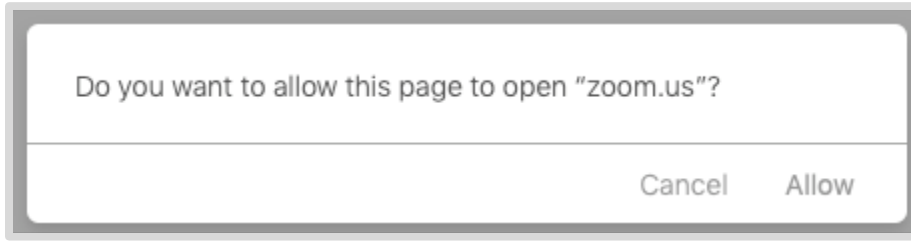
### Safari

1. Open Safari.
2. Go to [join.zoom.us](https://join.zoom.us).
3. Enter your [meeting ID](#) provided by the host/organizer.



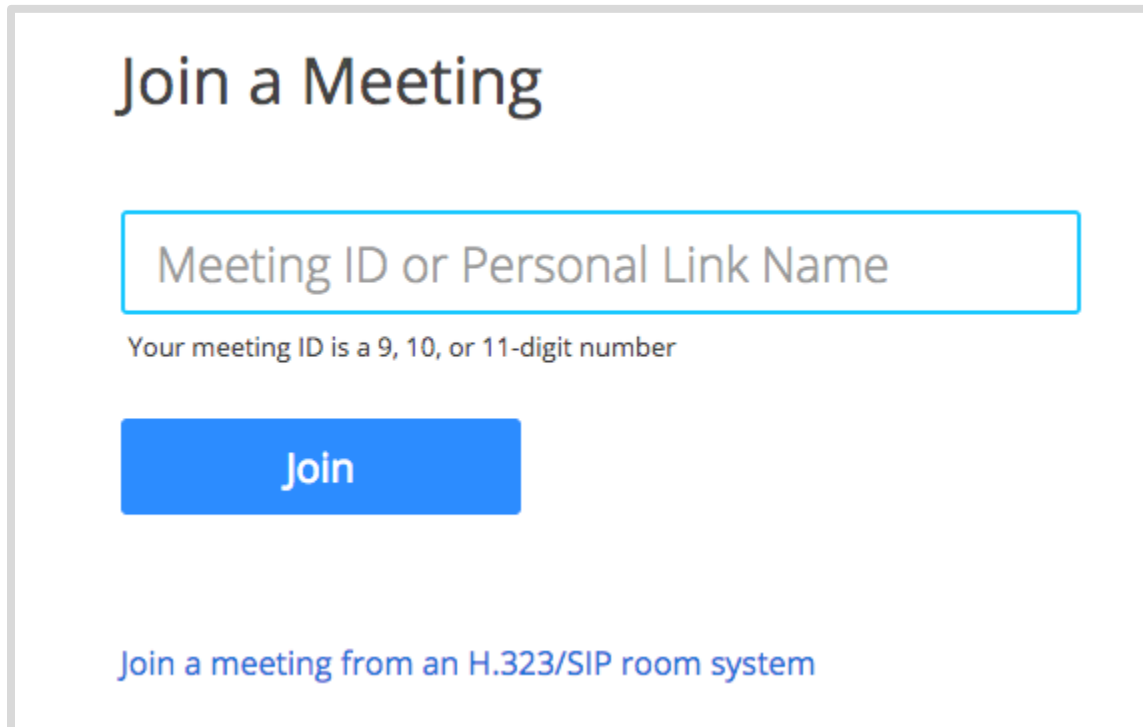
4. Click **Join**.

5. When asked if you want to open zoom.us, click **Allow**.



#### Microsoft Edge or Internet Explorer

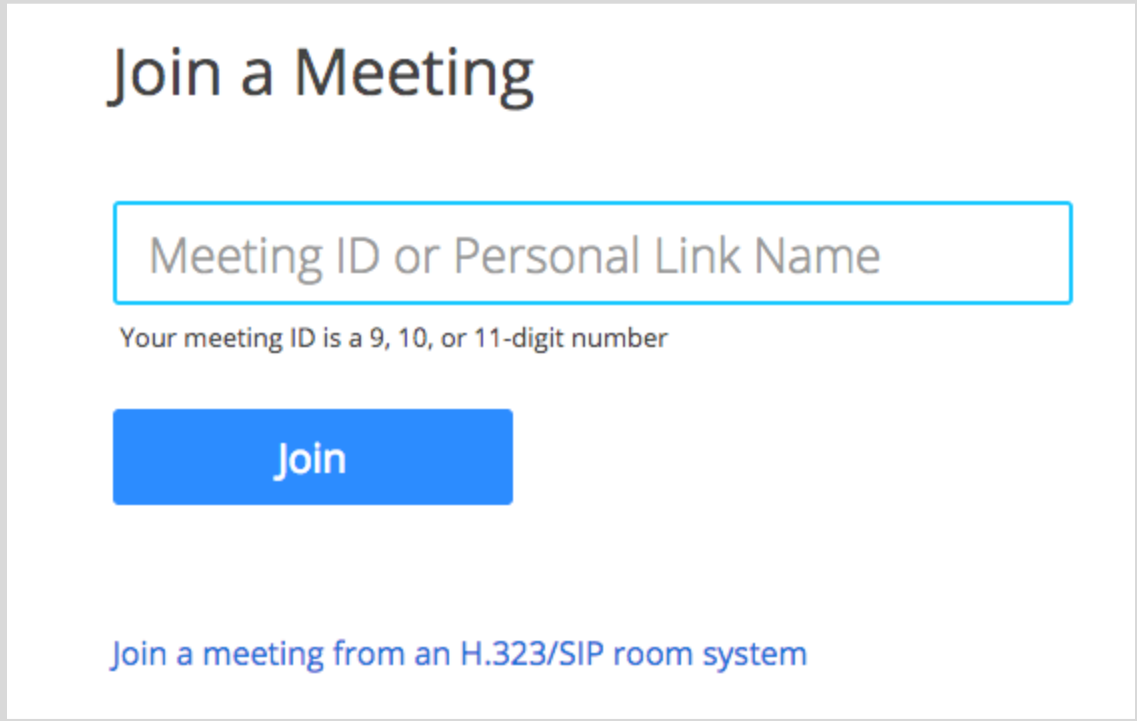
1. Open Edge or Internet Explorer.
2. Go to [join.zoom.us](https://join.zoom.us).
3. Enter your [meeting ID](#) provided by the host/organizer.



4. Click **Join**.

## Mozilla Firefox

1. Open Firefox.
2. Go to [join.zoom.us](https://join.zoom.us).
3. Enter your [meeting ID](#) provided by the host/organizer.



Join a Meeting

Meeting ID or Personal Link Name

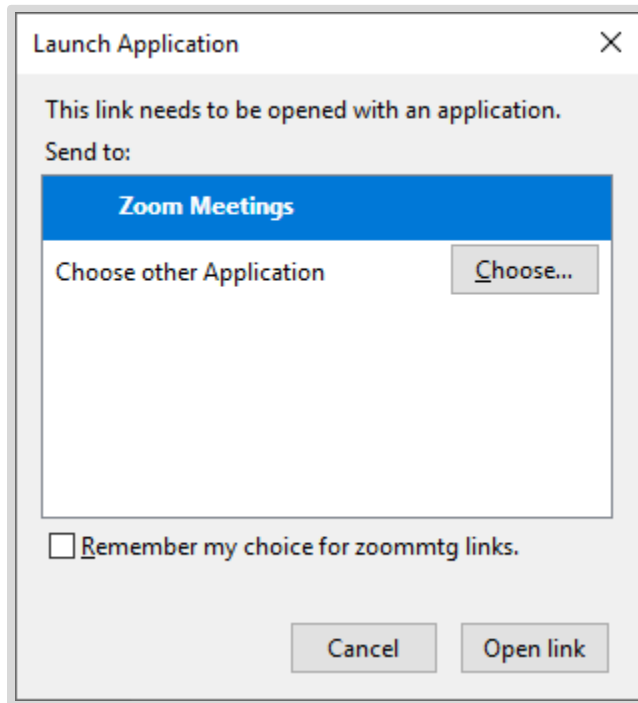
Your meeting ID is a 9, 10, or 11-digit number

Join

[Join a meeting from an H.323/SIP room system](#)

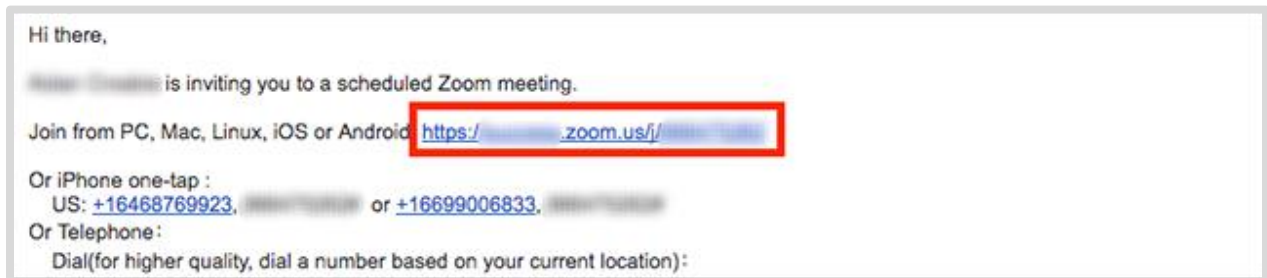
4. Click **Join**.
  - If this is your first time joining from Firefox, you may be asked to open Zoom or the Zoom installer package.
  - To skip this step in the future, check **Remember my choice for zoommtg links**.

- Click **Open Link**.

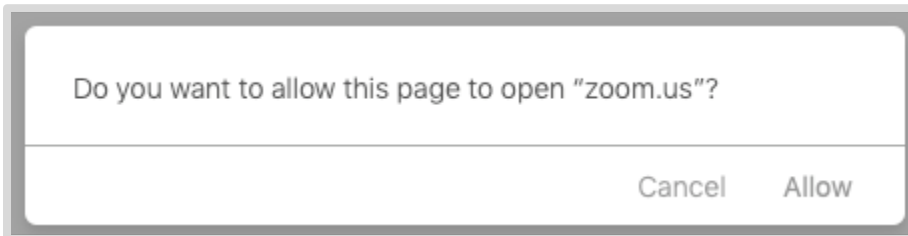


## Email

Click the join link in your email or calendar invitation.

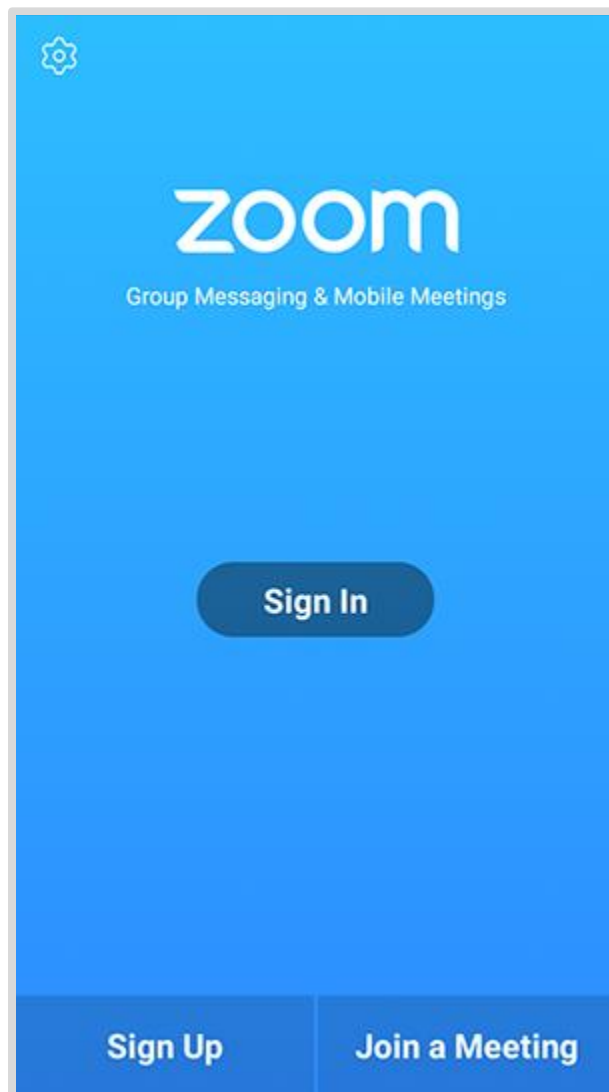


Depending on your default web browser, you may be prompted to open Zoom.

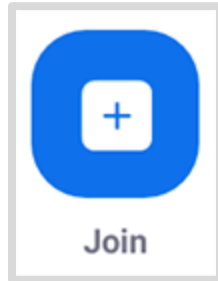


## Android

1. Open the Zoom mobile app. If you have not downloaded the Zoom mobile app yet, you can download it from the Google Play Store.
2. Join a meeting using one of these methods:
  - Tap **Join a Meeting** if you want to join without signing in.



- Sign in to Zoom then tap **Join**.



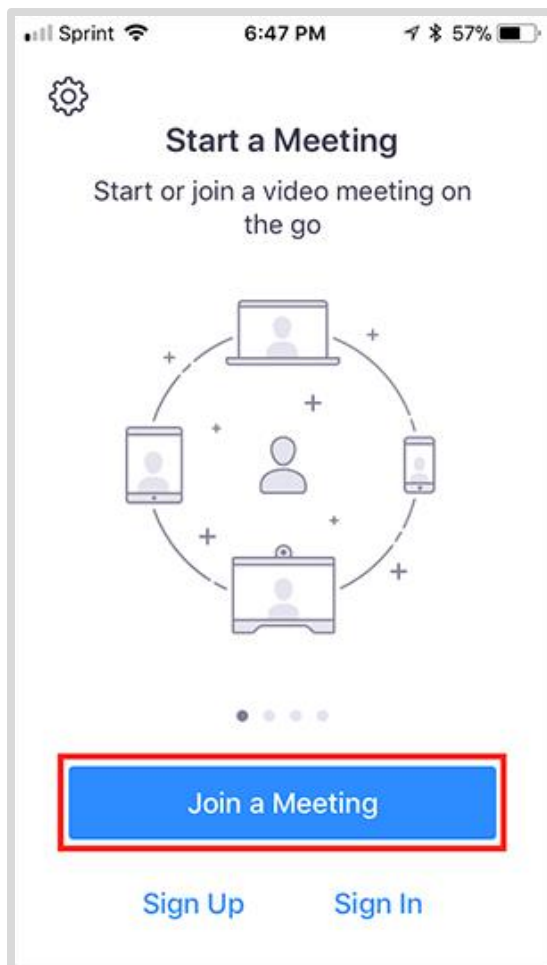
3. Enter the [meeting ID](#) number and your display name.
  - If you're signed in, change your name if you don't want your [default name](#) to appear.
  - If you're not signed in, enter a display name.
4. Select if you would like to connect audio and/or video and tap **Join Meeting**.

A screenshot of the Zoom mobile app's "Join a Meeting" screen. The screen has a dark header with the title "Join a Meeting" and a back arrow. Below the header is a "Meeting ID" input field with a dropdown arrow. Underneath is a link "Join with a personal link name". The display name "Molly Parker" is shown. A large grey "Join Meeting" button is prominent. Below it is a note: "If you received an invitation link, tap on the link to join the meeting." Under the heading "JOIN OPTIONS", there are two toggle switches: "Don't Connect To Audio" and "Turn Off My Video", both currently turned off. At the bottom is a numeric keypad with digits 1-9, 0, a backspace key, and a "Go" button. The status bar at the top shows 99% battery and 7:06 PM.

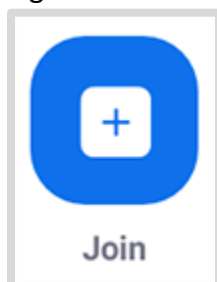




1. Open the Zoom mobile app. If you have not downloaded the Zoom mobile app yet, you can download it from the App Store.
2. Join a meeting using one of these methods:



- Tap **Join a Meeting** if you want to join without signing in.
- Sign in to Zoom then tap **Join**.



3. Enter the [meeting ID](#) number and your display name.
  - If you're signed in, change your name if you don't want your [default name](#) to appear.
  - If you're not signed in, enter a display name.
4. Select if you would like to connect audio and/or video and select **Join**.

The screenshot shows a mobile app interface for joining a meeting. At the top, the status bar shows 'Sprint', signal strength, time '6:48 PM', and battery '56%'. The app header has a 'Cancel' button and the title 'Join a Meeting'. Below the header is a text input field labeled 'Meeting ID' with a dropdown arrow. Underneath is a link that says 'Join with a personal link name'. The display name 'Molly Parker' is shown. A large blue 'Join' button is prominent. Below the button, a message reads: 'If you received an invitation link, tap on the link again to join the meeting'. At the bottom, there is a numeric keypad labeled 'JOIN OPTIONS' with buttons for digits 1-9, 0, and a backspace icon.

## Join a Meeting

Meeting ID or Personal Link Name



Grant MacLaren

☐ Do not connect to audio

☐ Turn off my video

Join

Cancel

 [Windows](#) |  [Mac](#)

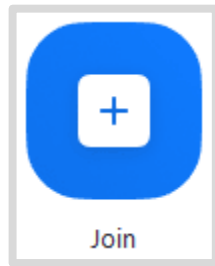
1. Open the Zoom desktop client.
2. Join a meeting using one of these methods:

zoom

Join a Meeting

Sign In

- Click **Join a Meeting** if you want to join without signing in.
- Sign in to Zoom then click **Join**.



3. Enter the [meeting ID](#) number and your display name.
  - If you're signed in, change your name if you don't want your [default name](#) to appear.
  - If you're not signed in, enter a display name.
4. Select if you would like to connect audio and/or video and click **Join**.